








TERA SD

Compressori rotativi a vite a trasmissione diretta








Dati tecnici e dimensionali

TERA SD

| Codice | Prodotto |  | |  AIR | | |  | |  |  |  |  | |
|---------------|---------------|---|-----|---|------|--------|---|-----|---|---|---|---|-------|
| | | kW | HP | l/min. | m³/h | c.f.m. | bar | psi | dB(A) | G | | L x P x H (cm) | kg |
| V60MJ92FNM460 | TERA SD 10008 | 75 | 100 | 12600 | 756 | 445 | 7,5 | 109 | 73 | 2" | 180 x 110 x 178 | 1620 | 3572 |
| V60MB92FNM460 | TERA SD 10010 | 75 | 100 | 10500 | 630 | 371 | 10 | 145 | 73 | 2" | 180 x 110 x 178 | 1620 | 3572 |
| V60MD92FNM460 | TERA SD 10013 | 75 | 100 | 8800 | 528 | 311 | 13 | 189 | 73 | 2" | 180 x 110 x 178 | 1620 | 3572 |
| V60MR92FNM460 | TERA SD 12508 | 90 | 125 | 15900 | 954 | 561 | 7,5 | 109 | 75 | 2" | 238 x 130 x 178 | 2420 | 5336 |
| V60MF92FNM460 | TERA SD 12510 | 90 | 125 | 13400 | 804 | 473 | 10 | 145 | 75 | 2" | 238 x 130 x 178 | 2420 | 5336 |
| V60MS92FNM460 | TERA SD 12513 | 90 | 125 | 11600 | 696 | 409 | 13 | 189 | 75 | 2" | 238 x 130 x 178 | 2420 | 5336 |
| V60MT92FNM460 | TERA SD 15008 | 110 | 150 | 18700 | 1122 | 660 | 7,5 | 109 | 75 | 3" | 290 x 155 x 215 | 3240 | 7144 |
| V60MI92FNM460 | TERA SD 15010 | 110 | 150 | 16300 | 978 | 575 | 10 | 145 | 75 | 3" | 290 x 155 x 215 | 3240 | 7144 |
| V60MU92FNM460 | TERA SD 15013 | 110 | 150 | 13900 | 834 | 491 | 13 | 189 | 75 | 3" | 290 x 155 x 215 | 3240 | 7144 |
| V60MV92FNM460 | TERA SD 18008 | 132 | 180 | 23400 | 1404 | 826 | 7,5 | 109 | 74 | 3" | 290 x 155 x 215 | 3300 | 7277 |
| V60MN92FNM460 | TERA SD 18010 | 132 | 180 | 19900 | 1194 | 702 | 10 | 145 | 74 | 3" | 290 x 155 x 215 | 3300 | 7277 |
| V60MZ92FNM460 | TERA SD 18013 | 132 | 180 | 16300 | 978 | 575 | 13 | 189 | 74 | 3" | 290 x 155 x 215 | 3300 | 7277 |
| V60MX92FNM460 | TERA SD 22008 | 160 | 220 | 26800 | 1608 | 946 | 7,5 | 109 | 75 | 3" | 290 x 155 x 215 | 3850 | 8489 |
| V60MQ92FNM460 | TERA SD 22010 | 160 | 220 | 23400 | 1404 | 826 | 10 | 145 | 75 | 3" | 290 x 155 x 215 | 3850 | 8489 |
| V60MY92FNM460 | TERA SD 22013 | 160 | 220 | 19900 | 1194 | 702 | 13 | 189 | 75 | 3" | 290 x 155 x 215 | 3850 | 8489 |
| V60MA92FNM460 | TERA SD 28008 | 200 | 275 | 34800 | 2088 | 1228 | 7,5 | 109 | 75 | 5" | 330 x 210 x 215 | 4550 | 10033 |
| V60MC92FNM460 | TERA SD 28010 | 200 | 275 | 28800 | 1728 | 1017 | 10 | 145 | 75 | 5" | 330 x 210 x 215 | 4550 | 10033 |
| V60MG92FNM460 | TERA SD 28013 | 200 | 275 | 24400 | 1464 | 861 | 13 | 189 | 75 | 5" | 330 x 210 x 215 | 4550 | 10033 |
| V60ML92FNM460 | TERA SD 34008 | 250 | 340 | 40500 | 2430 | 1430 | 7,5 | 109 | 76 | 5" | 330 x 210 x 215 | 4700 | 10364 |
| V60MO92FNM460 | TERA SD 34010 | 250 | 340 | 36800 | 2208 | 1299 | 10 | 145 | 76 | 5" | 330 x 210 x 215 | 4700 | 10364 |
| V60MW92FNM460 | TERA SD 34013 | 250 | 340 | 28800 | 1728 | 1017 | 13 | 189 | 76 | 5" | 330 x 210 x 215 | 4700 | 10364 |

TERA SD STC (Velocità Variabile)



| Codice | Prodotto |  | |  AIR (max. - min.) | | |  | |  |  |  |  | |
|---------------|-------------------|---|-----|---|------------|------------|---|-----|---|---|---|---|-------|
| | | kW | HP | l/min. | m³/h | c.f.m. | bar | psi | dB(A) | G | | L x P x H (cm) | kg |
| V60MJ97FNM460 | TERA SD 10008 STC | 75 | 100 | 12100 - 1900 | 726 - 114 | 427 - 67 | 7,5 | 109 | 73 | 2" | 180 x 110 x 178 | 1650 | 3638 |
| V60MB97FNM460 | TERA SD 10010 STC | 75 | 100 | 10600 - 2000 | 636 - 120 | 374 - 71 | 10 | 145 | 73 | 2" | 180 x 110 x 178 | 1650 | 3638 |
| V60MR97FNM460 | TERA SD 12508 STC | 90 | 125 | 15200 - 3240 | 912 - 194 | 537 - 114 | 7,5 | 109 | 74 | 2" | 238 x 130 x 178 | 2150 | 4741 |
| V60MF97FNM460 | TERA SD 12510 STC | 90 | 125 | 13400 - 4110 | 804 - 247 | 473 - 145 | 10 | 145 | 74 | 2" | 238 x 130 x 178 | 2150 | 4741 |
| V60MT97FNM460 | TERA SD 15008 STC | 110 | 150 | 18500 - 3900 | 1110 - 234 | 653 - 138 | 7,5 | 109 | 75 | 3" | 290 x 155 x 215 | 2860 | 6306 |
| V60MI97FNM460 | TERA SD 15010 STC | 110 | 150 | 15900 - 4500 | 954 - 270 | 561 - 159 | 10 | 145 | 75 | 3" | 290 x 155 x 215 | 2860 | 6306 |
| V60MV97FNM460 | TERA SD 18008 STC | 132 | 180 | 22200 - 3550 | 1332 - 213 | 784 - 125 | 7,5 | 109 | 75 | 3" | 290 x 155 x 215 | 3200 | 7056 |
| V60MN97FNM460 | TERA SD 18010 STC | 132 | 180 | 19000 - 5400 | 1140 - 324 | 671 - 191 | 10 | 145 | 75 | 3" | 290 x 155 x 215 | 3200 | 7056 |
| V60MX97FNM460 | TERA SD 22008 STC | 160 | 220 | 25600 - 5000 | 1536 - 300 | 904 - 177 | 7,5 | 109 | 74 | 3" | 290 x 155 x 215 | 3350 | 7387 |
| V60MQ97FNM460 | TERA SD 22010 STC | 160 | 220 | 22900 - 5120 | 1374 - 307 | 808 - 181 | 10 | 145 | 74 | 3" | 290 x 155 x 215 | 3350 | 7387 |
| V60MA97FNM460 | TERA SD 28008 STC | 200 | 275 | 33500 - 9450 | 2010 - 567 | 1183 - 334 | 7,5 | 109 | 76 | 5" | 330 x 210 x 215 | 4670 | 10297 |
| V60MC97FNM460 | TERA SD 28010 STC | 200 | 275 | 28500 - 9900 | 1710 - 594 | 1006 - 349 | 10 | 145 | 76 | 5" | 330 x 210 x 215 | 4670 | 10297 |
| V60ML97FNM460 | TERA SD 34008 STC | 250 | 340 | 42100 - 9900 | 2526 - 594 | 1486 - 349 | 7,5 | 109 | 76 | 5" | 330 x 210 x 215 | 4830 | 10650 |
| V60MO97FNM460 | TERA SD 34010 STC | 250 | 340 | 35700 - 9600 | 2142 - 576 | 1260 - 339 | 10 | 145 | 76 | 5" | 330 x 210 x 215 | 4830 | 10650 |

Modelli STC a 13 bar disponibili a richiesta.

* Aria resa rilevata a 7 - 9,5 - 12,5 bar all'uscita del compressore, come previsto dalla norma ISO 1217 allegato C.

** ± 3 dB(A) come previsto dalla norma PNEUROP/CAGI PN-NTC 2.3 rilevati a 1 m.

Per i modelli STC, sono indicati i valori di aria resa massimi e minimi.